

C-SERIES MINI EXCAVATORS
CX17C | CX19C

CASE
CONSTRUCTION



**READY FOR THE
CHALLENGE**

www.casece.com
EXPERTS FOR THE REAL WORLD
SINCE 1842

CASE BRAND HERITAGE MORE THAN 175 YEARS OF PRIDE AND COMMITMENT

GET THE JOB DONE WITH EASE



EXPERTS FOR THE REAL WORLD SINCE 1842

- 1842** Jerome Increase Case founded Racine Threshing Machine Works in Racine, Wisconsin, USA.
- 1912** CASE manufactures road building equipment.
- 1969** CASE begins skid steer loader production.
- 1988** CASE recognized by Fortune magazine: listed by Fortune magazine among the "100 Products America Makes Best."
- 1995** CASE expands attachment offering: co-branding and supply agreements with several key attachment suppliers.
- 2011** CASE leads Tier 4 solutions.
- 2011** Long Enters Hall of Fame: CASE engineer, "father of the loader/backhoe", is inducted into the Construction Equipment Hall of Fame.
- 2016** CASE starts the production of C-Series mini excavators.



DESIGNED TO SAVE YOUR TIME

Agility is the name of the game

- **Reaching the jobsite:** easy with variable undercarriage width. Quick folding of blade extensions.
- **Digging:** superior hydraulic flow delivers unparalleled digging efficiency. (+ 5% vs B-Series).
 - Excellent boom swing angles (CX17C left/right: 70/54; CX19C left/right: 60/60) contribute to high versatility.
 - Choice of short and long arms available to match customer needs: high breakout force or outstanding digging depth and reach.
- **Loading:** superior dump height together with ample bucket rollback angle result efficient truck loading and maximum material retention.
- **Dozing:** blade height (250 mm) and blade maximum lifting height (285 mm) are best-in-class on CX17C.
- **Lifting:** CX19C is a conventional model with superior lifting capacity. CX17C can be fitted with an additional bolt-on counterweight that further increases stability and lifting capacity.
- **Travel:** CX17C and CX19C have the standard «auto shift-down» feature that optimizes travel speed and traction. Travelling in 2nd speed the machine automatically shifts to 1st gear if it needs more traction, and then automatically shifts back to 2nd gear when no extra traction is required.
- **Transportation:** convenient tie-down points make transportation easy and safe.

CX19C CAB



CX17C CANOPY



COMFORT COUNTS

Ergonomic operator station with suspension seat

- CASE CX17C and CX19C feature smooth pilot controls, ergonomically placed joysticks and adjustable wrist rests that make it easy and pleasant to operate them.
- Accessibility to the operator compartment is easy; operators can access the CX19C from both sides
- The suspension seat is standard on both models.



SAFETY FIRST

C-Series Minis: no compromise on safety

- **TOPS / FOPS:** CX17C complies with Tip-Over and Falling Objects -Protective-Structure requirements.
- **TOPS / FOPS / ROPS:** CX19C complies with Tip-Over, Falling Objects and Roll-Over Protective-Structure requirements.
- **Emergency stop switch:** CX17C and CX19C have as a standard feature a switch that immediately stops the engine in case of an emergency.
- **Pilot system with accumulator:** this standard feature allows the operator to put the attachment down safely even with engine turned off for greater safety.
- **Travel alarm:** an acoustic alarm alerts the people near the machine when it moves forward or backward. This feature is optional on every model.
- **Double-flange rollers:** de-tracking can be dangerous for the operator and the people near the machine. CASE C-Series minis have a double-flange roller design that minimizes the risk of de-tracking.
- **Zero Tail Swing (ZTS):** the ZTS design (CX17C only) means no risk of hitting obstacles with the rear of the machine when swinging, and creates less obstruction to road traffic.
- **Standard anti-theft:** for a safe storage of the machine, all models are equipped with a standard Engine Start Limitation, that, if activated, requires the input of a password to start the machine.



MODERN AND FUNCTIONAL CLUSTER

Easy-to-read digital cluster

The digital cluster is easy to read, confers a modern look to the operator station and provides useful information:

- Gauges: fuel level, engine coolant temperature
- Info and warning lamps: hydraulic QC lamp, travel speed, engine coolant temperature, engine oil pressure, battery charging, low fuel level



PEACE OF MIND

ESL Anti-theft

- All C-Series minis are equipped with a standard anti-theft. It is an Engine Start Limitation (ESL) requiring a 5-digit code that can be set by the operator
- 3 possible settings:
 1. Always: ESL is engaged every time the machine is shut off
 2. Interval: ESL is engaged after a pre-defined interval of shut off engine
 3. Disabled ESL: ESL is not active



All models are Site Watch telematics pre-wired.

MAIN REASONS TO CHOOSE THE C-SERIES



360° VISIBILITY

- 2-post canopy design (CX17C)
- Large glazed area on CX19C cab version



SAFETY FIRST

- TOPS / FOPS / ROPS certified Cab and Canopy (CX19C)
- TOPS / FOPS certified Canopy (CX17C)
- Emergency stop switch
- Pilot circuit with accumulator



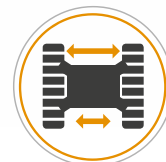
COMFORT COUNTS

- Proportional auxiliary hydraulics control
- Digital cluster
- Suspension seat



EASY SERVICEABILITY

- Easy access to battery, hydraulic valves and all regular service components
- Easy-to-read check points on right side
- Two-piece blade hydraulic hose (CX17C)



VARIABLE TRACK GAUGE

- Hydraulically retractable tracks
- Inner routing of hydraulic hoses (CX17C)



GREAT RELIABILITY

- X-frame undercarriage
- Cylinder protections
- Low risk of de-tracking with double-flange rollers



EXCELLENT WORKING RANGE

- Long and short arms available
- Ample boom swing angles
- Ample bucket rollback angle



HIGH VERSATILITY

- Offering of integrated attachments
- Mono or bi-directional hydraulic oil flow
- Additional counterweight available (CX17C)



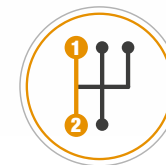
BLADE EFFECTIVENESS

- 2-pin blade folding design
- Superior blade height and lift



EASY TO TRANSPORT

- Tie down hooks
- Less than 1,0 meter wide with retracted undercarriage



OPTIMIZED TRACTION AND SPEED

- Auto shift-down



GREAT RELIABILITY: A GIVEN ON CASE EXCAVATORS

World class components

- **World class components:** C-Series minis are designed for reliability, components are sourced from the best suppliers on the market. The result: simply highly reliable machines.
- **Boom and arm reinforced mounting pin:** the pivot pin that holds boom and arm together is a critical point on any excavator. On CASE C-Series the pin is secured from both sides minimizing the risk of play between boom and arm.
- **Protected travel motor hoses:** travel motor hoses are well protected inside the track frame.
- **Protected cylinders:** boom, arm, bucket and blade cylinders are well protected with a steel cover.



EASY AND SAFE SERVICEABILITY

Grouped service points under the hood

C-Series are designed for serviceability:

- Rationalized service points layout
- Convenient check points on left side of the excavator
- Easy-to-remove side panels for full maintenance and repair access
- Two-piece blade hydraulic hoses (CX17C)
- Extended life of components:
Hydraulic oil: 5000h, Bushings and Hydraulic filters: 250h

STANDARD EQUIPMENT

Short arm (960 mm)
 Rubber tracks 230 mm
 TOPS / FOPS certified Canopy (CX17C)
 TOPS / FOPS /ROPS certified Cab / Canopy (CX19C)
 Emergency stop switch
 Pilot system with accumulator
 2 speed travel with auto shift-down system
 1st auxiliary 2-way circuit controlled with pedal
 Foldable boom swing pedal
 Variable undercarriage with extendable dozer blade
 Suspension seat with seatbelt
 Standard anti-theft with interval setting function
 Waterproof digital instrument cluster
 Centralized greasing inlet

OPTIONAL EQUIPMENT

Long arm (1120 mm)
 1st auxiliary 2-way circuit controlled with joystick
 Hydraulic quick coupler provision
 Beacon (CX17C and CX19C Cab)
 Travel alarm
 Additional counterweight (CX17C)
 Radio with USB (CX19C Cab)
 Halogen working lights
 LED working lights
 Bio hydraulic oil

Standard and Optional equipment may vary. Consult your CASE dealer for details.

C-SERIES MINI EXCAVATORS

SPECIFICATIONS

ENGINE

	CX17C	CX19C
Model	Kubota D902	Kubota D902
Displacement (cm ³)	898	898
Rated gross horse power (hp/kW) (ISO 14396)	16.8	16.8
@ rpm	2300	2300
Max torque (Nm/rpm)	54 / 1900	54.6 / 1800
Emissions level	Tier 4F / Stage V	Tier 4F / Stage V

HYDRAULIC SYSTEM

	CX17C	CX19C
Variable displacement axial piston pumps		
- Pump delivery (l/min)	2 x 18.8	2 x 18.8
- Pressure (bar)	210	210
Gear pump delivery		
- Pump delivery (l/min)	11.3	11.3
- Pressure (bar)	170	170
1 st Auxiliary 2-way Circuit		
- Pump delivery (l/min)	30.1	28.8
- Pressure (bar)	170	170

SLEWING & TRAVEL SPEED

	CX17C	CX19C
Slewing speed (rpm)	9.5	9.9
Boom slewing angle (left/right)	70° / 54°	60° / 60°
Travel Speed - Low (1 st) (km/h)	2.1	2.1
Travel Speed - High (2 nd) (km/h)	4.3	4.2

OPERATING WEIGHT & GROUND PRESSURE

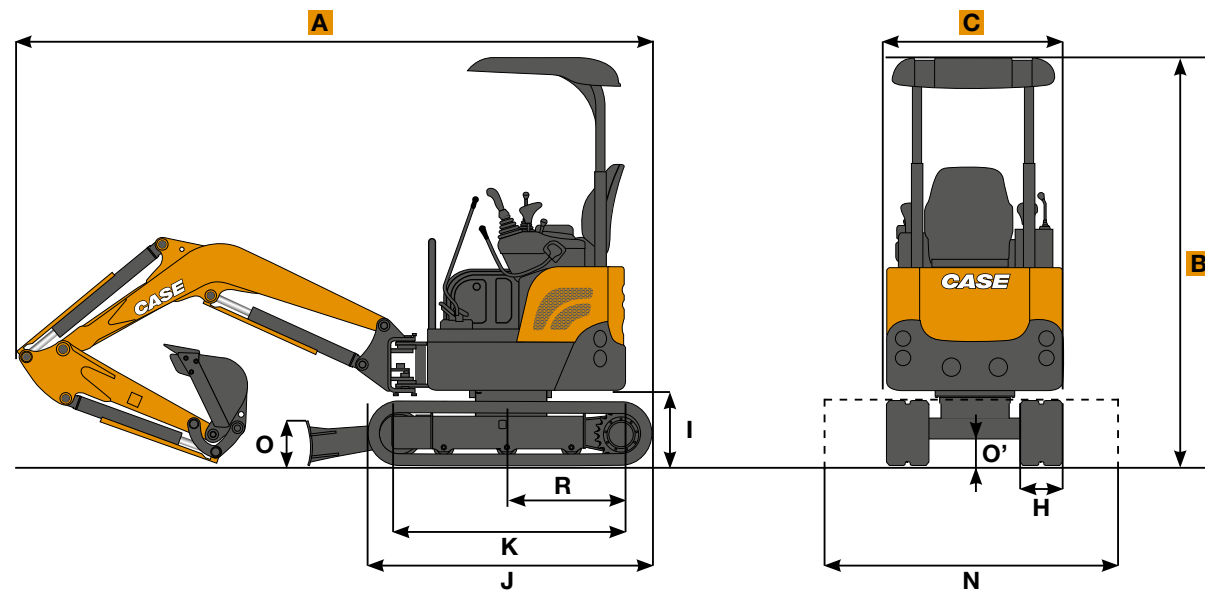
(Operating weight includes operator, full fuel tank and one bucket)

	CX17C	CX19C
Cab (kg)	N/A	1995
Canopy (kg)	1770	1855
Ground pressure Cab (kgf/cm ²)	N/A	0.32
Ground pressure Canopy (kgf/cm ²)	0.25	0.30

TRANSPORT FEATURE

(weight is with full fuel tank, without operator, without bucket)

	CX17C	CX19C
Weight (Cab) (kg)	-	1905
Weight (Canopy) (kg)	1680	1765
A Max length (mm)	3480 3510*	3840 3855
B Max height (mm)	2320	2300
C Max width (mm)	990~1300	980~1250



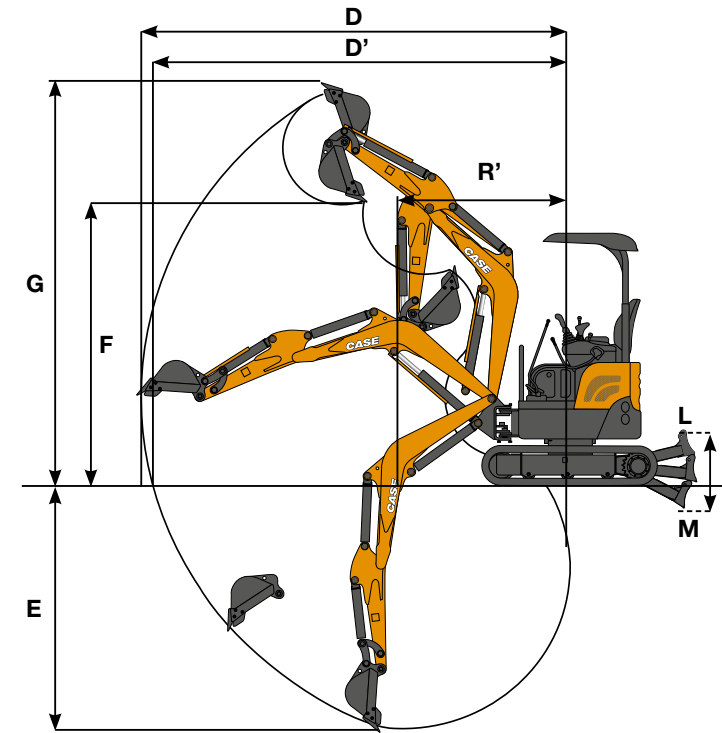
GENERAL DIMENSIONS

		CX17C	CX19C	
R	Rear end swing radius	mm	645	1065
R'	Min front slew radius (Cab/Canopy)	mm	1570 - 1600	1615 - 1660
H	Track width	mm	230	230
I	Ground clearance of rear end	mm	440	415
J	Overall Length of Crawler	mm	1590	1590
K	Center distance of tumblers	mm	1230	1230
L	Blade max lifting	mm	285	170
M	Blade max lowering	mm	225	240
N	Blade width	mm	990~1300	980~1250
O	Blade height	mm	250	250
O'	Ground clearance of undercarriage	mm	170	150

SPECIFICATIONS

DIGGING PERFORMANCES

		CX17C		CX19C		
Dipperstick	mm	960	1120	960	1120	
Dipperstick Breakout force (ISO)	kN	8.5	7.6	9.4	8.5	
Bucket Breakout force (ISO)	kN	15.5	15.5	15.1	15.1	
D	Max reach	mm	3900	4030	3960	4110
D'	Max reach at ground level	mm	3800	3940	3870	4020
E	Max digging depth	mm	2200	2350	2245	2405
F	Max dump clearance (Cab/Canopy)	mm	2570	2670	2575	2680
G	Max digging height (Cab/Canopy)	mm	3580	3680	3675	3785



LIFTING CAPACITIES

Lift point height	Arm	LIFT-POINT RADIUS		
		1.5 m	2.0 m	2.5 m

CX17C Canopy

Lift point height	kg	LIFT-POINT RADIUS						
		1.5 m	2.0 m	2.5 m	3.0 m			
1.0 m	kg	Blade up	430	430	300	310		
		Blade down	*620	460	*470	330		
0.0 m	kg	Blade up	*600	*600	390	280	290	
		Blade down	*600	*600	*820	420	*580	300
-1.0 m	kg	Blade up	630	630	390	390	280	280
		Blade down	*1060	680	*720	420	*520	300

CX19C Canopy

Lift point height	kg	LIFT-POINT RADIUS						
		1.5 m	2.0 m	2.5 m	3.0 m			
1.0 m	kg	Blade up	530	490	380	350		
		Blade down	*660	520	*500	370		
0.0 m	kg	Blade up	*630	*630	490	450	360	330
		Blade down	*630	*630	*900	480	*630	350
-1.0 m	kg	Blade up	790	710	490	450	350	330
		Blade down	*1220	770	*810	480	*590	350

All models are equipped with long arm, no bucket, std counterweight, rubber tracks
ISO 10567: Lifting capacity does not exceed 75% of tipping load or 87% of full hydraulic capacity.

* Indicates load limited by hydraulic capacity

Lift point height	Arm	LIFT-POINT RADIUS		
		1.5 m	2.0 m	2.5 m

CX19C Cab

Lift point height	kg	LIFT-POINT RADIUS						
		1.5 m	2.0 m	2.5 m	3.0 m			
1.0 m	kg	Blade up	610	560	430	400		
		Blade down	*660	590	*500	430		
0.0 m	kg	Blade up	*630	*630	570	520	410	380
		Blade down	*630	*630	*900	560	*630	410
-1.0 m	kg	Blade up	910	820	570	520	410	380
		Blade down	*1220	880	*810	560	*590	400

ATTACHMENTS

CASE offers an integrated range of attachments

- Standard buckets from 0.025 to 0.060 m³ SAE Heaped capacity (width from 250 to 600 mm)
- Ditch cleaning buckets
- Mechanical and hydraulic quick couplers
- Hydraulic hammers



www.casece.com

EXPERTS FOR THE REAL WORLD
SINCE 1842

CASE
CONSTRUCTION



Form No. 20213GB - MediaCross Firenze - 12/19

**CNH INDUSTRIAL
DEUTSCHLAND GMBH**
Case Baumaschinen
Benzstr. 1-3 - D-74076 Heilbronn
DEUTSCHLAND

CNH INDUSTRIAL FRANCE, S.A.
16-18 Rue des Rochettes
91150 Morigny-Champigny
FRANCE

CASE CONSTRUCTION EQUIPMENT
Cranes Farm Rd
Basildon - SS14 3AD
UNITED KINGDOM

CNH INDUSTRIAL - MIDDLE EAST
DAFZA - Dubai Airport Free Zone
West Wing 4 B, Office 642
P.O. Box 54588, Dubai,
UNITED ARAB EMIRATES

**CNH INDUSTRIAL
MAQUINARIA SPAIN, S.A.**
Avenida Aragón 402
28022 Madrid
ESPAÑA

CNH INDUSTRIAL ITALIA SPA
Strada di Settimo, 323
10099 San Mauro Torinese (TO)
ITALIA

CASE CUSTOMER CENTRE
PARIS
RN 330 - Penchard
77122 - Monthyon
FRANCE

NOTE: Standard and optional fittings can vary according to the demands and specific regulations of each country. The illustrations may include optional rather than standard fittings - consult your Case dealer. Furthermore, CNH Industrial reserves the right to modify machine specifications without incurring any obligation relating to such changes.

Conforms to directive 2006/42/EC

CASE
00800-2273-7373

The call is free from a land line.
Check in advance with your Mobile Operator if you will be charged. Toll free number not available from all calling areas.

